



### District Report Card: 2017


<b>State:</b> Bihar	<b>District:</b> Banka
<b>Class:</b> 5	<b>Subject:</b> Language
<b>Schools:</b> 56	<b>Students:</b> 1074


### Participation/Coverage


#### Students

<div>GENDER</div> <div></div>	Boys				Girls			
	Number		%		Number		%	
	512		47.67		562		52.33	

<div>AREA</div> <div></div>	Rural				Urban			
	Number		%		Number		%	
	1052		97.95		22		2.05	

<div>CATEGORY</div> <div></div>	SC		ST		OBC		GEN	
	Number	%	Number	%	Number	%	Number	%
	128	11.92	41	3.82	845	78.68	60	5.59

<div>CWSN</div> <div></div>	LD	VI	HI	S&LD	ID	Oth
	3	2	1	3	2	1

<div>Management</div> <div></div>	Government			Government-aided		
	Number		%	Number		%
	1074		100.00	0		0.00

### Average Performance of Students in Language (%)

Overall	Gender		Area		Management		Social Group			
	Male	Female	Rural	Urban	Govt.	Aided	SC	ST	OBC	GEN
58.91	59.30	58.55	59.07	51.21	58.91	0.00	55.36	49.27	59.96	58.22

## Performance on Learning Outcomes (LOs)

Learning Outcomes	Description	Average Performance(%)
L504	Reads and comprehends independently storybooks, news items/ headlines, advertisements etc.	53.54
L508	Reads text with comprehension, locates details and sequence of events	61.59

Range of Performance of Students who Answered Correctly							
Below 30%		30% - 50%		50% - 75%		Above 75%	
Number	%	Number	%	Number	%	Number	%
126	11.73	237	22.07	450	41.90	261	24.30

## Lowest Performing Learning Outcomes (LOs)

- 1 - Reads and comprehends independently storybooks, news items/ headlines, advertisements etc. (53.54)
- 2 - Reads text with comprehension, locates details and sequence of events (61.59)